

Site Usage

4,571 Visits

59.20% Bounce Rate

13,223 Pageviews

00:03:09 Avg. Time on Site

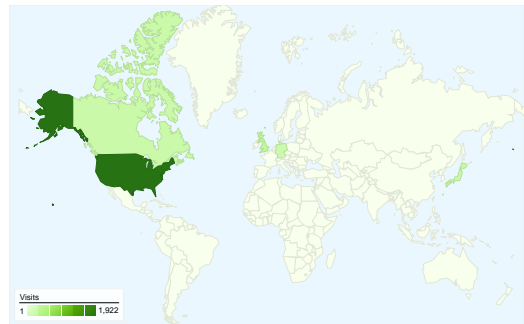
2.89 Pages/Visit

55.15% % New Visits

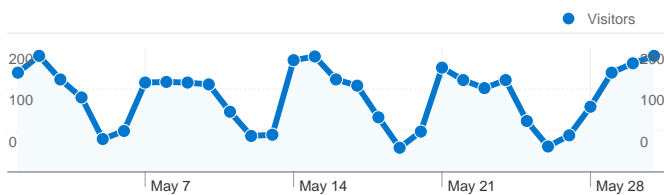
All Traffic Sources

Source/Medium	Visits	% visits
google / organic	2,186	47.82%
(direct) / (none)	970	21.22%
projectliberty.org / referral	373	8.16%
bing / organic	129	2.82%
t.co / referral	94	2.06%

Map Overlay



Visitors Overview

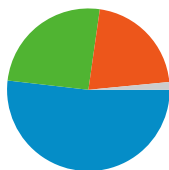


Visitors
2,952

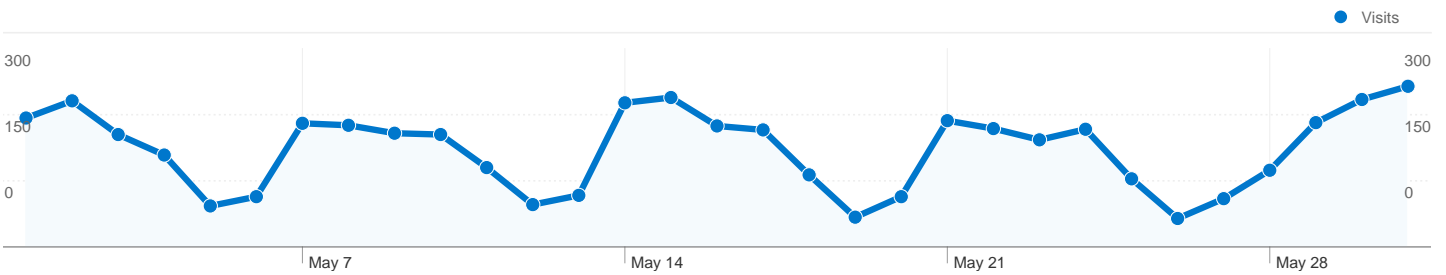
Content Overview

Pages	Pageviews	% Pageviews
/	1,551	11.73%
/confluence/display/GI/Home	1,138	8.61%
/confluence/display/uma/Home	386	2.92%
/wordpress/about/	302	2.28%
/wordpress/programs/assuranc	224	1.69%

Traffic Sources Overview

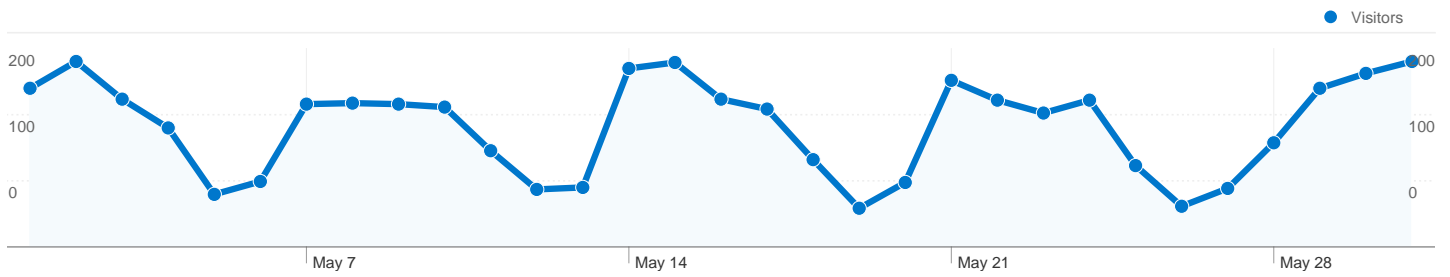


- **Search Engines**
2,369.00 (51.83%)
- **Referring Sites**
1,162.00 (25.42%)
- **Direct Traffic**
970.00 (21.22%)
- **Other**
70 (1.53%)



All traffic sources sent 4,571 visits via 190 sources and mediums

Site Usage						
Visits	Pages/Visit	Avg. Time on Site	% New Visits	Bounce Rate		
4,571 % of Site Total: 100.00%	2.89 Site Avg: 2.89 (0.00%)	00:03:09 Site Avg: 00:03:09 (0.00%)	55.22% Site Avg: 55.15% (0.12%)	59.20% Site Avg: 59.20% (0.00%)		
Source/Medium	Visits	Pages/Visit	Avg. Time on Site	% New Visits	Bounce Rate	
google / organic	2,186	2.92	00:03:47	52.42%	60.06%	
(direct) / (none)	970	3.33	00:03:15	60.82%	59.28%	
projectliberty.org / referral	373	2.65	00:01:58	75.60%	57.64%	
bing / organic	129	3.22	00:03:22	30.23%	50.39%	
t.co / referral	94	2.09	00:02:18	23.40%	60.64%	
en.wikipedia.org / referral	79	2.05	00:01:24	48.10%	56.96%	
feedburner / feed	70	3.77	00:03:03	21.43%	38.57%	
kickstarter.com / referral	44	2.32	00:00:55	72.73%	68.18%	
openid.kantarainitiative.org / referral	41	4.00	00:01:12	0.00%	0.00%	
google.com / referral	33	1.67	00:00:51	87.88%	63.64%	
						1 - 10 of 190



2,952 people visited this site

4,571 Visits

2,952 Absolute Unique Visitors

13,223 Pageviews

2.89 Average Pageviews

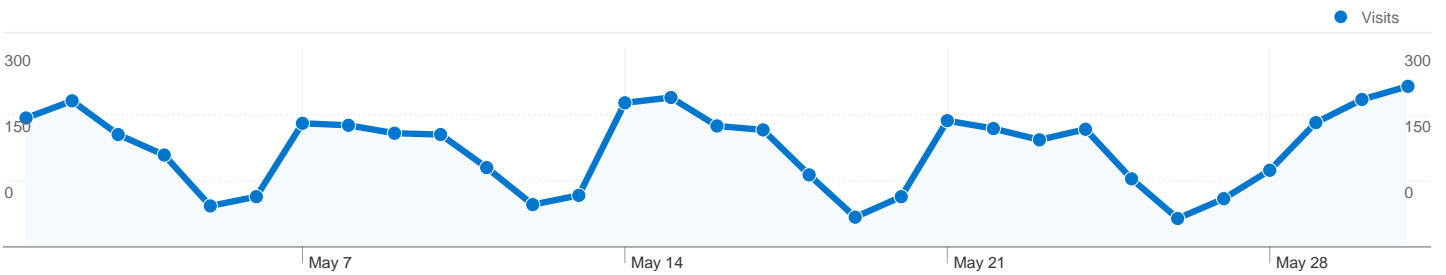
00:03:09 Time on Site

59.20% Bounce Rate




55.15% New Visits

Technical Profile

Browser	Visits	% visits
Firefox	1,322	28.92%
Chrome	1,210	26.47%
Internet Explorer	1,150	25.16%
Safari	691	15.12%
Opera	63	1.38%



All traffic sources sent a total of 4,571 visits

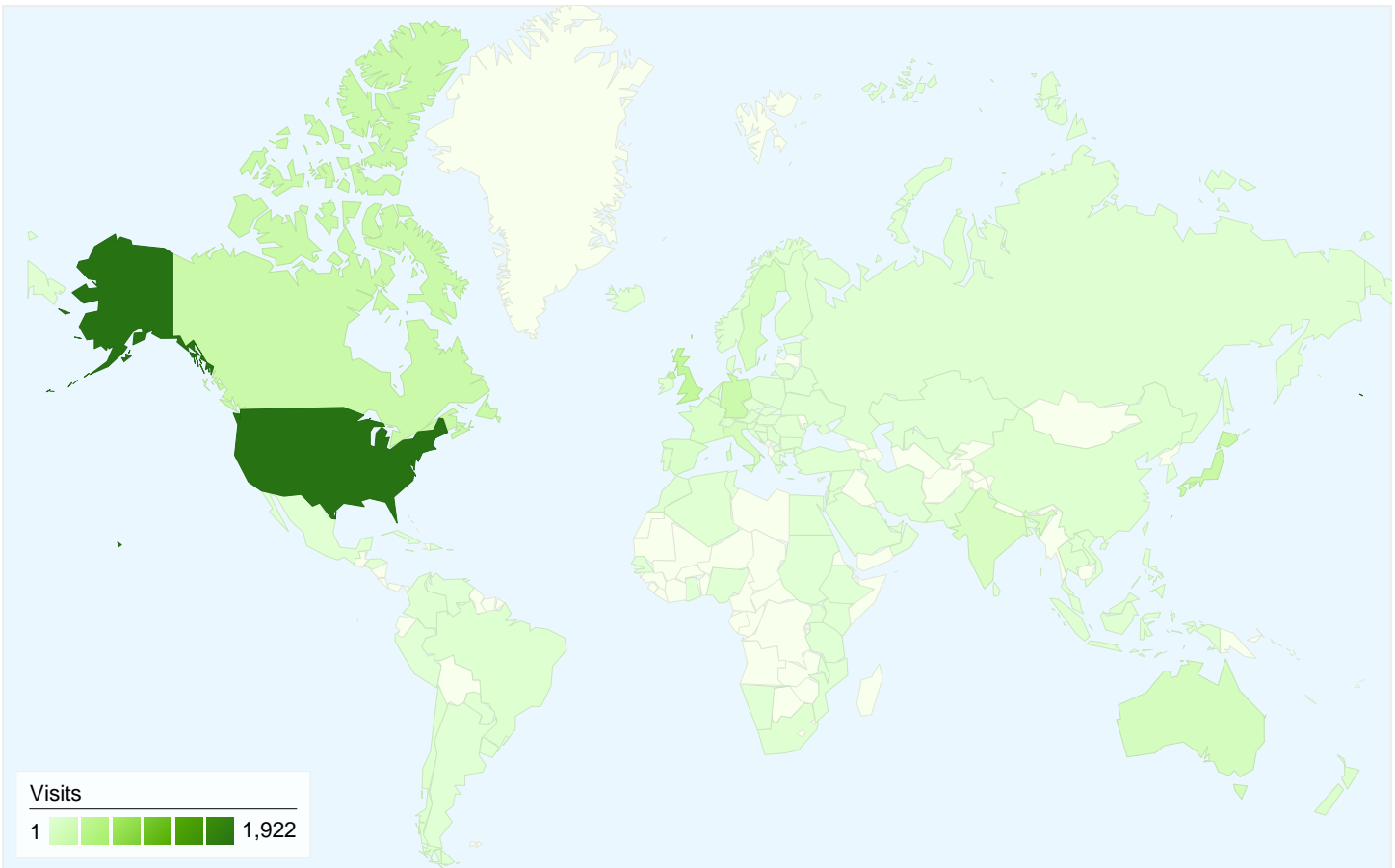
-  **21.22%** Direct Traffic
-  **25.42%** Referring Sites
-  **51.83%** Search Engines



- **Search Engines**
2,369.00 (51.83%)
- **Referring Sites**
1,162.00 (25.42%)
- **Direct Traffic**
970.00 (21.22%)
- **Other**
70 (1.53%)

Top Traffic Sources

Sources	Visits	% visits	Keywords	Visits	% visits
google (organic)	2,186	47.82%	(not provided)	719	30.35%
(direct) ((none))	970	21.22%	kantara	197	8.32%
projectliberty.org (referral)	373	8.16%	kantara initiative	150	6.33%
bing (organic)	129	2.82%	egov 2.0 profile	149	6.29%
t.co (referral)	94	2.06%	kantara telecom open api	35	1.48%

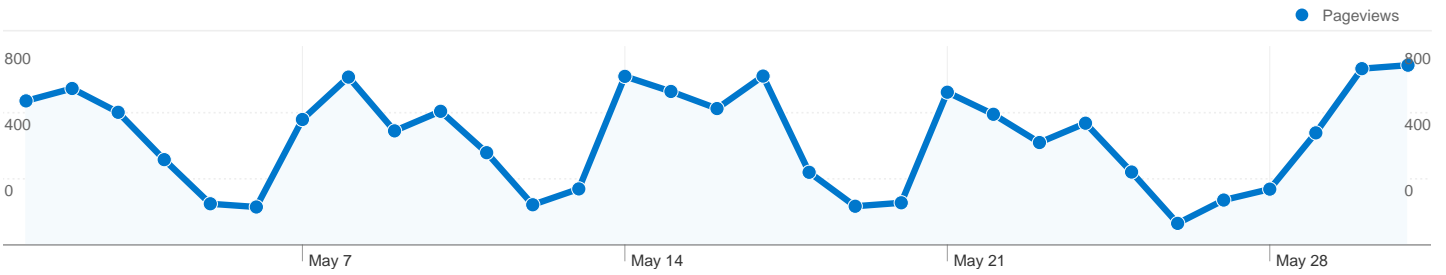


4,571 visits came from 105 countries/territories

Site Usage

Country/Territory	Visits	Pages/Visit	Avg. Time on Site	% New Visits	Bounce Rate
United States	1,922	3.30	00:04:22	51.09%	54.89%
United Kingdom	328	2.63	00:02:32	56.71%	62.20%
Japan	258	2.70	00:02:14	47.29%	63.95%
Canada	247	4.68	00:04:10	44.13%	48.18%
Germany	227	3.04	00:03:40	55.51%	56.39%
Italy	126	2.59	00:01:16	30.16%	49.21%
Australia	125	2.08	00:01:38	66.40%	66.40%
Sweden	116	2.59	00:01:35	43.97%	59.48%
India	103	1.42	00:00:41	86.41%	77.67%

Netherlands	101	2.27	00:02:53	54.46%	65.35%
					1 - 10 of 105



Pages on this site were viewed a total of 13,223 times

13,223 Pageviews

9,370 Unique Views

59.20% Bounce Rate

Top Content

Pages	Pageviews	% Pageviews
/	1,551	11.73%
/confluence/display/GI/Home	1,138	8.61%
/confluence/display/uma/Home	386	2.92%
/wordpress/about/	302	2.28%
/wordpress/programs/assurance/	224	1.69%