

Site Usage

4,492 Visits

55.94% Bounce Rate

13,036 Pageviews

00:03:31 Avg. Time on Site

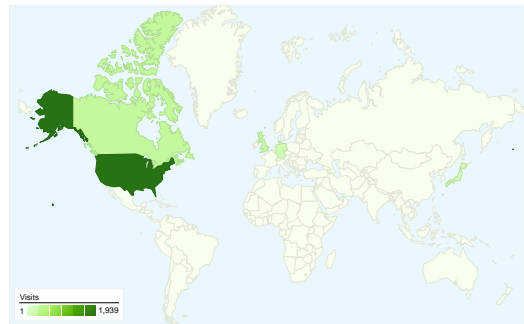
2.90 Pages/Visit

52.92% % New Visits

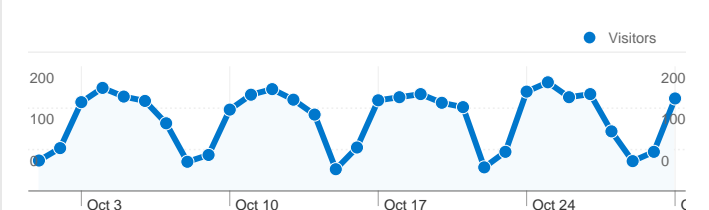
All Traffic Sources

Source/Medium	Visits	% visits
google / organic	2,132	47.46%
(direct) / (none)	1,008	22.44%
projectliberty.org / referral	544	12.11%
bing / organic	74	1.65%
kantararedwoodcitymtg.eventbr	69	1.54%

Map Overlay



Visitors Overview

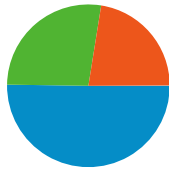


Visitors
2,721

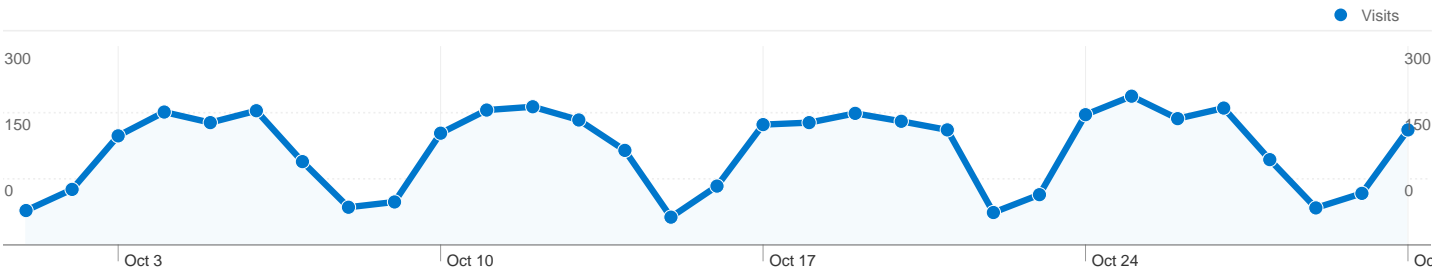
Content Overview

Pages	Pageviews	% Pageviews
/	1,998	15.33%
/confluence/dashboard.action	982	7.53%
/confluence/display/uma/Home	332	2.55%
/wordpress/about/	312	2.39%
/wordpress/programs/assuranc	297	2.28%

Traffic Sources Overview



- **Search Engines**
2,256.00 (50.22%)
- **Referring Sites**
1,226.00 (27.29%)
- **Direct Traffic**
1,008.00 (22.44%)
- **Other**
2 (0.04%)

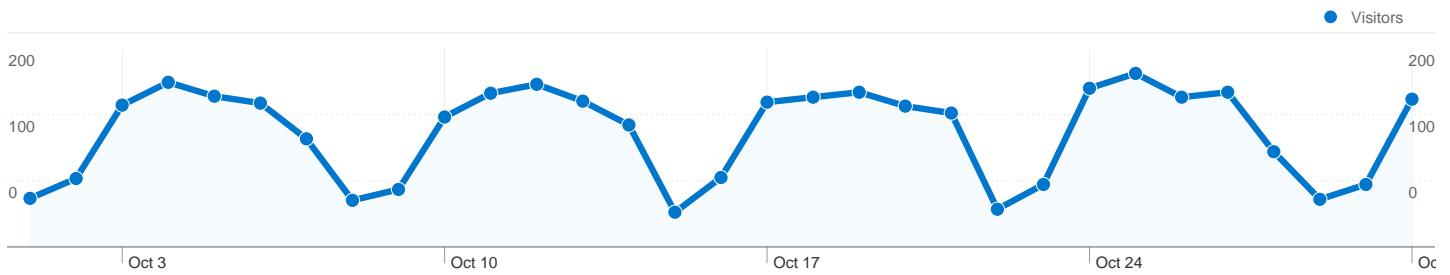


All traffic sources sent 4,492 visits via 165 sources and mediums

Site Usage

Visits	Pages/Visit	Avg. Time on Site	% New Visits	Bounce Rate	
4,492 % of Site Total: 100.00%	2.90 Site Avg: 2.90 (0.00%)	00:03:31 Site Avg: 00:03:31 (0.00%)	52.94% Site Avg: 52.92% (0.04%)	55.94% Site Avg: 55.94% (0.00%)	
Source/Medium	Visits	Pages/Visit	Avg. Time on Site	% New Visits	Bounce Rate
google / organic	2,132	2.85	00:03:35	49.02%	56.52%
(direct) / (none)	1,008	3.38	00:04:23	52.08%	53.27%
projectliberty.org / referral	544	2.64	00:02:05	78.12%	54.60%
bing / organic	74	2.89	00:03:04	56.76%	58.11%
kantararedwoodcitymtg.eventbrite.com / referral	69	4.32	00:08:59	1.45%	47.83%
t.co / referral	58	2.16	00:01:36	43.10%	77.59%
en.wikipedia.org / referral	53	3.60	00:04:09	49.06%	47.17%
surveymonkey.com / referral	31	2.13	00:01:53	9.68%	58.06%
idmanagement.gov / referral	27	2.89	00:03:28	59.26%	59.26%
yahoo / organic	26	1.62	00:00:49	80.77%	73.08%

1 - 10 of 165



2,721 people visited this site

4,492 Visits

2,721 Absolute Unique Visitors

13,036 Pageviews

2.90 Average Pageviews

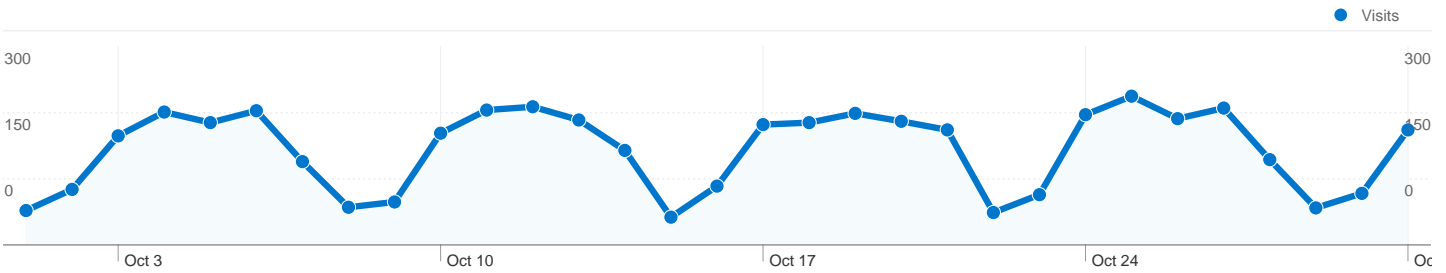
00:03:31 Time on Site

55.94% Bounce Rate

52.92% New Visits

Technical Profile

Browser	Visits	% visits
Firefox	1,635	36.40%
Internet Explorer	1,145	25.49%
Chrome	955	21.26%
Safari	611	13.60%
Android Browser	53	1.18%



All traffic sources sent a total of 4,492 visits

22.44% Direct Traffic

27.29% Referring Sites

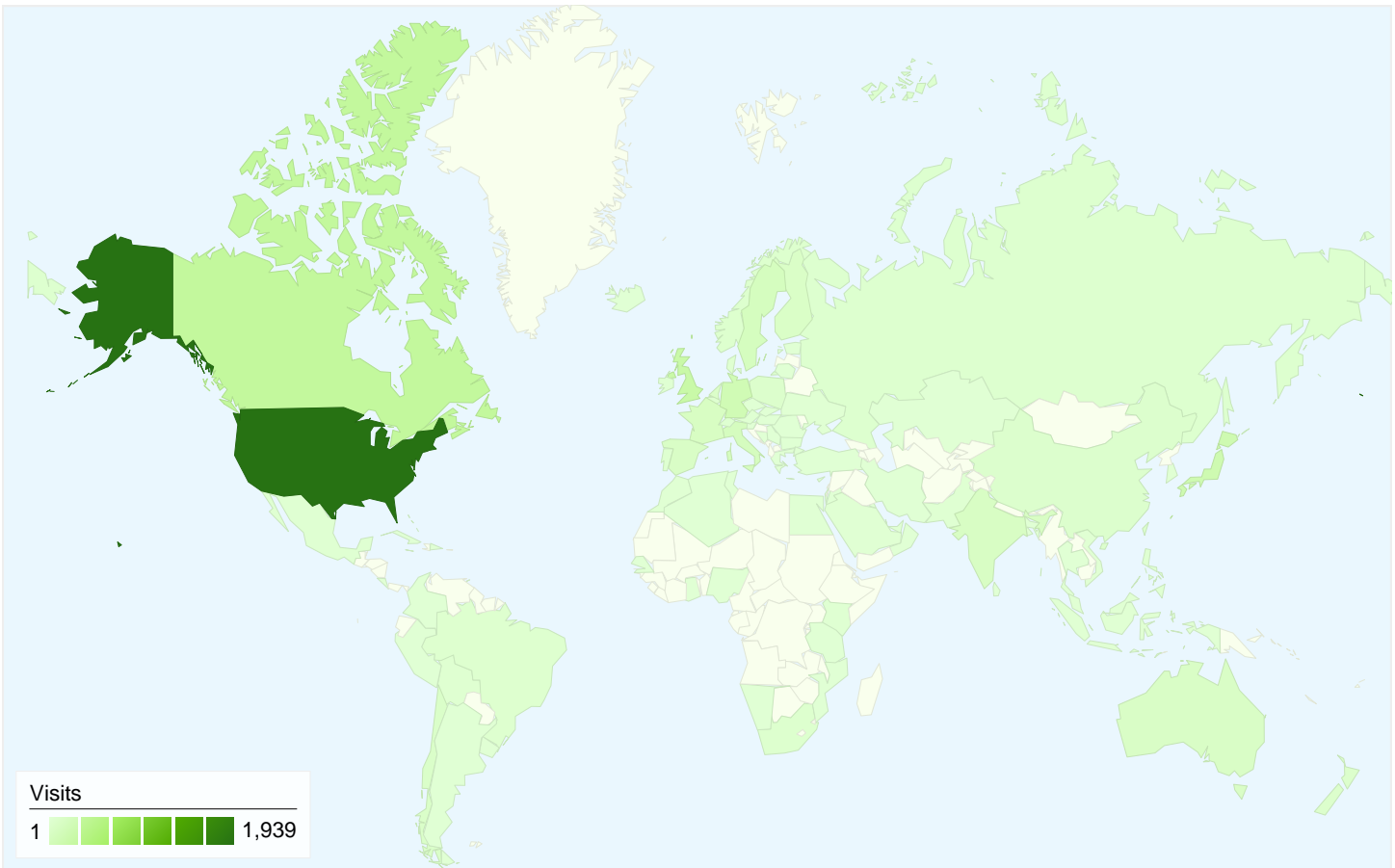
50.22% Search Engines



- Search Engines
2,256.00 (50.22%)
- Referring Sites
1,226.00 (27.29%)
- Direct Traffic
1,008.00 (22.44%)
- Other
2 (0.04%)

Top Traffic Sources

Sources	Visits	% visits	Keywords	Visits	% visits
google (organic)	2,132	47.46%	kantara	366	16.22%
(direct) ((none))	1,008	22.44%	kantara initiative	152	6.74%
projectliberty.org (referral)	544	12.11%	assurance certification program	130	5.76%
bing (organic)	74	1.65%	kantara uma	62	2.75%
kantararedwoodcitymtg.eventbr	69	1.54%	kantara approved trust	25	1.11%

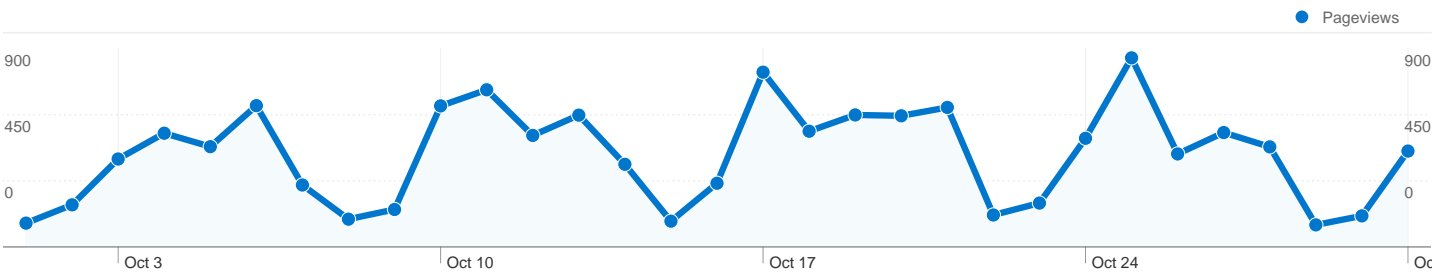


4,492 visits came from 93 countries/territories

Site Usage

Country/Territory	Visits	Pages/Visit	Avg. Time on Site	% New Visits	Bounce Rate
United States	1,939	3.59	00:04:55	50.18%	49.77%
Canada	319	3.23	00:05:20	40.44%	50.16%
United Kingdom	253	2.52	00:02:44	57.71%	59.29%
Japan	203	2.79	00:03:35	58.13%	54.19%
Germany	179	2.42	00:02:20	58.66%	62.01%
Italy	124	2.98	00:01:43	23.39%	26.61%
Sweden	122	2.11	00:01:29	45.08%	63.11%
France	99	2.21	00:02:49	68.69%	64.65%
India	98	1.37	00:00:36	88.78%	85.71%

Spain	86	3.01	00:02:51	43.02%	43.02%
					1 - 10 of 93



Pages on this site were viewed a total of 13,036 times

13,036 Pageviews

9,491 Unique Views

55.94% Bounce Rate

Top Content

Pages	Pageviews	% Pageviews
/	1,998	15.33%
/confluence/dashboard.action	982	7.53%
/confluence/display/uma/Home	332	2.55%
/wordpress/about/	312	2.39%
/wordpress/programs/assurance-certification/	297	2.28%